



Features

- Available **Small Format Interchangeable Cores** in either 6 or 7 pin.
- Solid brass construction.
- Individually capped barrels.
- Most industry standard keyways available.
- Several Schlage®Everest® & Medeco® patented keyways available.
- Most standard finishes available.



OAK HOW TO ORDER GUIDE – Standard Cores

IC	7	-	J	-	626	-	KE	A1-1
Series	Pin Size	Keyway		Finish	Keying	Keying Instructions		
IC = Std. Core	6 7	Specify keyways: A,D,DD,E,F,G,H,J,K,L,M,N,Q,R, TB,TD, WB,WC,WG,WH		605 606 613 625 626 W Series cores only avail. in 606 & 626 finish.	UN = Uncombined KE = Keyed	Place keying instructions here.		

OAK HOW TO ORDER GUIDE – Patented Cores

ICP	7	-	P	-	626		KP	A1-1
Series	Pin Size	Keyway		Finish	Keying	Keying Instructions		
ICP = Patented Core	7	Specify keyway: P – (Keyway as assigned by your OAK Representative)		606 626	UN = Uncombined KE = Keyed	Place keying instructions here.		

Keys

Features

- Nickel Silver key blanks.
- Standard and large bow key blanks are available.

OAK HOW TO ORDER GUIDE - Keys

IK		-	J	-	KE			A1-1
Series	Keyway		Keying	Keying Instructions				
IK = Std. SFIC Key IKP = Patented SFIC Key	Std SFIC keyways: A,D,DD,E,F,G,H,J,K,L,M,N,Q,R, TB,TD,WB,WC,WG,WH Patented keyways: P (Keyway as assigned by your OAK Representative)		UN = Uncut KE = Keyed	Place keying instructions here				



GRADE 1 LEVER CYLINDRICAL LOCKSETS

Features

- Independent lever return springs consistently return levers to horizontal position.
- Adjustable through bolts to accommodate various door preparations.
- Slabbed outside rose trim engages chassis to increase stability and durability.
- Inside and outside threaded rose liner and through bolt assembly for added strength.
- Steel reinforcing inserts in chassis protect chassis from wear and abuse.
- Stainless steel latchbolt engineered to reduce wear and increase security.
- Chassis can accommodate either Interchangeable core or Standard non-IC cylinder.
- Multiple latch backset choices available.
- Multiple finishes and lever styles available.
- Non-handed.
- Uniquely tailored masterkey systems backed by extensive industry experienced system design and support.
- 7 Year Warranty.



Specifications:

Door Thickness	1 3/8" to 2" wood or metal door
Backsets	2 3/4" (standard), 2 3/8", 3 3/4", 5" available
Latchbolts	1/2" throw, UL listed, self-adjusting faceplate 3/4" throw fire door latch available
Strikes	ANSI (standard), T-strike and full lip strike also available
Trim	Solid zinc diecast levers, wrought brass roses, heavy gage inside and outside rose liners with through-bolted concealed screws
IC Core	Interchangeable 6 & 7 pin compatible with all other small format interchangeable core housings
Non-IC Plug	Standard "C" keyway, compatible with Schlage
Masterkeying	Tailored masterkey system set-up and design. Construction cores available.
Finishes	605 (Bright Brass), 606 (Satin Brass), 612 (Satin Bronze), 613 (Dark Bronze), 625 (Bright Chrome) and 626 (Satin Chrome)
Certification	UL listed "A" label (3 hour) single swing door (4'x8') ANSI A156.2, Series 4000 Grade 1

WWW.OAKSECURITY.COM

TOLL FREE (877) 674-5625

Manufacturers' registered trade names used above are for identification and reference only.

LEVER CYLINDRICAL LOCK FUNCTIONS

OAK HOW TO ORDER GUIDE - Grade 1 Lever Cylindrical Locksets

1CL	2	EN	1	H	2	A	626	LC
Series	Backset	Function	Core	Lever Type	Rose	Strike *	Finish	Keying
1CL = Grade 1 Cylindrical Lever	2 = 2-3/8" 3 = 2-3/4" 4 = 3-3/4" 5 = 5"	CL = Classroom EN = Entrance ST = Storeroom CR = Connecting Room	0 = None 1 = Oak Format IC 2 = Standard "C" Non-I/C plug	H = Hard return C = Curved return S = Straight	2 = Default	A = ANSI* T = T FLS = Full Lip Square FL4 = Full Lip 1/4"	605 606 612 613 625 626	LC = Less Core KE = Keyed

*ANSI standard with Grade 1



Oak Security Group, LLC
8904 Bash Street, Suite K
Indianapolis, Indiana 46256















Toll-free: 877-OSG-LOCK
Phone: 317-585-9830
Fax: 317-585-9834

www.OakSecurity.com

Other Available Functions:

(Extended Lead Times)
EX – Exit Latch (F89)
HM – Hotel/Motel
PT – Patio (F77)
CR – Connecting Room
EN – Entrance w/ Push Button

LEVER CYLINDRICAL LOCK FUNCTIONS

Function	Description	Operation Description
SINGLE KEYED		
	EN (F109) Entry/Office	Turn button locking: Pushing and turning the inside button clockwise locks the outside lever. Inside lever is always unlocked. Turning key in outside lever will retract latch. Push button locking: Pushing the inside button will lock outside lever. Inside lever is always unlocked. When button is pushed, turning inside lever or key in outside lever will release the button and latch.
	CL (F84) Classroom	Outside lever is locked or unlocked by rotating the key 360°. Inside lever is always unlocked.
	DO (F90) Dormitory	Outside lever is locked by key in lever or by push button on inside lever. It is unlocked by key or by rotating inside lever. When locked by pushing the button on inside lever, closing the door will unlock the outside lever. Inside lever is always unlocked.
	ST (F86) Store Room	Outside lever is always locked. Turning key retracts latch. Inside lever is always unlocked.
	STEU Electrically Unlock	Outside lever is always locked. Unlocked by applying electric current from EAC system. Turning key retracts latch. Inside lever is always unlocked – Request to Exit option is available.
DOUBLE KEYED		
	CO (F80) Communicating Lock	Turning key in either lever locks or unlocks its own lever independent of the other lever.
	IN (F87) Institutional Lock	Both levers always locked. Key in either lever retracts latch, but does not unlock lever.
	CS Classroom Security	Outside lever is locked and unlocked by key in outside lever. Inside lever always unlocked. Key in inside lever locks or unlocks outside lever.
	SD (F91) Store Door	Turning key in either side of door locks or unlocks both sides.
	VE (F88) Vestibule	Outside lever is locked or unlocked by key in inside lever. When outside lever is locked, key in outside lever will retract the latch. Inside lever is always unlocked.
NON-KEYED		
	CE Connecting/Exit	Inside lever is always unlocked. Outside has a blank plate.
	DT Single Dummy Trim	Dummy trim used on one side of door.
	PA (F75) Passage	Both sides always unlocked.
	PR (F76) Privacy	Both sides unlocked unless button on inside lever pushed. Closing door or turning emergency release in outside lever, or turning inside lever, releases button and unlocks outside lever.



Oak Security Group, LLC
8904 Bash Street, Suite K
Indianapolis, Indiana 46256

Toll-free: 877-OSG-LOCK
Phone: 317-585-9830
Fax: 317-585-9834

www.OakSecurity.com

Other Available Functions:

(Extended Lead Times)
EX – Exit Latch (F89)
HM – Hotel/Motel
PT – Patio (F77)
CR – Connecting Room
EN – Entrance w/ Push Button



GRADE 2 LEVER CYLINDRICAL LOCKSETS

Features

- Independent lever return springs consistently return levers to horizontal position.
- Adjustable through bolts to accommodate various door preparations.
- Slabbed inside rose trim engages chassis to increase stability and durability.
- Multiple latch backset choices available.
- Multiple finishes and lever styles.
- Double keyed functions available.
- Non-handed.
- Uniquely tailored masterkey systems backed by extensive industry experienced system design and support.
- 5 Year Warranty.



Specifications:

Door Thickness	1 3/8" to 2" wood or metal door
Backsets	2 3/4" (standard), 2 3/8", 3 3/4", 5" available
Latchbolts	1/2" throw, UL listed, self-adjusting faceplate
Strikes	T-strike, ANSI and full lip strikes also available
Trim	Solid zinc diecast levers, wrought brass roses, heavy gage inside and outside rose liners with concealed screws
IC Core	Interchangeable 6 & 7 pin compatible with all other small format interchangeable core housings
Non-IC Cylinder	Standard "C" keyway, compatible with Schlage
Masterkeying	Tailored masterkey system set-up and design. Construction cores available.
Finishes	605(Bright Brass), 606(Satin Brass), 612(Satin Bronze), 613(Dark Bronze), 625(Bright Chrome) and 626(Satin Chrome)
Certification	UL listed "A" label (3 hour) single swing door (4'x8') ANSI A156.2, Series 4000 Grade 2

OAK HOW TO ORDER GUIDE - Grade 2 Lever Cylindrical Locksets















2CL	2	EN	1	H	1	A	626	LC
------------	----------	-----------	----------	----------	----------	----------	------------	-----------

Series	Backset	Function	Core	Lever Type	Rose	Strike *	Finish	Keying
2CL = Grade 1 Cylindrical Lever	2 = 2-3/8" 3 = 2-3/4" 4 = 3-3/4" 5 = 5"	CL = Classroom EN = Entrance ST = Storeroom CR = Connecting Room	0 = None 1 = Oak Format IC 2 = Standard "C" Non-I/C plug	H = Hard return C = Curved return	1 = Default	A = ANSI T = T FLS = Full Lip Square FL4 = Full Lip 1/4"	605 606 612 613 625 626	LC = Less Core KE = Keyed

- T strike standard with Grade 2

CYLINDRICAL LOCK FUNCTIONS

Function	Description	Operation Description
----------	-------------	-----------------------

SINGLE KEYED		
	EN (F109) Entry/Office	Turn button locking: Pushing and turning the inside button clockwise locks the outside lever. Inside lever is always unlocked. Turning key in outside lever will retract latch. Push button locking: Pushing the inside button will lock outside lever. Inside lever is always unlocked. When button is pushed, turning inside lever or key in outside lever will release the button and latch.
	CL (F84) Classroom	Outside lever is locked or unlocked by rotating the key 360°. Inside lever is always unlocked.
	CR Connecting Room	Lever is locked or unlocked by rotating key 360°. Outside is a blank plate.
	DO (90) Dormitory	Outside lever is locked by key in lever or by push button on inside lever. It is unlocked by key or by rotating inside lever. When locked by pushing the button on inside lever, closing the door will unlock the outside lever. Inside lever is always unlocked.
	ST (F86) Store Room	Outside lever is always locked. Turning key retracts latch. Inside lever is always unlocked.
DOUBLE KEYED		
	CO (F80) Communicating Lock	Turning key in either lever locks or unlocks its own lever independent of the other lever.
	CS Classroom Security	Outside lever is locked and unlocked by key in outside lever. Inside lever always unlocked. Key in inside lever locks or unlocks outside lever.
	IN (F87) Institutional Lock	Both levers always locked. Key in either lever retracts latch, but does not unlock lever.
	SD (F91) Store Door	Turning key in either side of door locks or unlocks both sides.
	VE (F88) Vestibule	Outside lever is locked or unlocked by key in inside lever. When outside lever is locked, key in outside lever will retract the latch. Inside lever is always unlocked.
NON-KEYED		
	CE Connecting/Exit	Inside lever is always unlocked. Outside has a blank plate.
	DT Single Dummy Trim	Dummy trim used on one side of door.
	PA (F75) Passage	Both sides always unlocked.
	PR (F76) Privacy	Both sides unlocked unless button on inside lever pushed. Closing door or turning emergency release in outside lever, or turning inside lever, releases button and unlocks outside lever.



GRADE 1 MORTISE LOCKSETS

Features

- Heavy Duty (Grade 1) lock for Commercial and Industrial use.
- Levers and knobs are retained by lever/knob keeper similar to that of cylindrical locksets eliminating screw retaining problems.
- Independent lever return springs consistently return levers to horizontal position.
- Field reversible handing.
- Multiple functions, trim styles and finishes available.
- Roses and Full plate escutcheons are snap-on.
- Lever and Knob combinations are available.
- Uniquely tailored masterkey systems backed extensive industry experienced system design and support.
- 10 Year Warranty.














Specifications:

Certification	UL listed for 3 Hour Fire Rating. ANSI A156.13 Series 1000 Grade 1 Operational.
Door Range	1 3/8" to 2 1/2" thick doors.
Case	Case: 4-5/16" x 6" x 1", Face: 1-1/4" x 8" x 7/32", heavy wrought steel case with zinc dichromate finish, field reversible handing, self-adjusting face for beveled doors
Backset	2 3/4"
Latchbolt	3/4" throw, 3-piece anti-friction design.
Deadbolt	1" throw, stainless steel.
Strike	1-1/4" x 4-7/8" curved lip, non-handed, standard strike for all functions, supplied with dust box. Custom lip length at 1/8" increments available.
Spindles	Designed to break when abused to prevent unlocking or damage to the case.
Trim	Self-aligning through-bolt trim with independent lever return springs, snap-on roses/escutcheons. Roses: (S1) 2 7/16" Diameter, (S2) 3 1/2" Diameter. Full plate escutcheons: (F1) 1-15/16" x 8", (F2) 2-9/16" x 8-1/16"
IC Core	OAK Interchangeable 6 & 7 pin core compatible with all other SFIC housings
IC Cylinder	Standard 7 pin Interchangeable core housing, compatible with all SFIC cores.
Non IC Cylinder	Standard "C" keyway, compatible with Schlage
Masterkeying	Tailored masterkey system set-up and design. Construction cores available.
Finishes	605(Bright Brass), 606(Satin Brass), 612(Satin Bronze), 613(Dark Bronze), 625(Bright Chrome), 626(Satin Chrome), 630(Stainless Steel).

OAK HOW TO ORDER GUIDE – Grade 1 Mortise Locksets

1M	L	ENL	1	C	F2	CL	626	LC	
Series	Type	Function	Core	Lever/Knob	Trim	Strike	Finish	Keying	Options
1M = Grade 1 Mortise Lockset	K= Knob L= Lever	ENL= Entrance Latch CLL= Classroom Latch STD = Storeroom w/ Deadbolt See function chart	0 = None 1 = Oak Format IC 2 = Standard "C" Non-I/C plug	LEVERS H = Hard return C = Curved return P = Tube Lever S = Straight KNOB R = Round	F2=Lrg Full Escutcheon S1 = SM Sect. Trim S2=Lgr Sect. Trim	CL = Curved Lip (Std) CLL = Curved Lip – Spl Length-specify length	605 606 612 613 625 626 630	LC = Less Core KE = Keyed	LM=Lost Motion R=RQE D=Door Position Monitor L=Latch Monitor













MORTISE FUNCTION CHART

Function	Description	Operation Description
SINGLE KEYED		
	ENL (F04) Entry/Office	Outside knob/lever is locked by key outside or thumbturn inside. When locked, latch can be retracted by key outside or by knob/lever inside. Outside remains locked until inside thumbturn is returned to the vertical position, or until unlocked by key. Auxiliary latch deadlocks latchbolt when door is closed.
	END (F20) Entry/Office with Deadbolt	Latchbolt retracted by knob/lever from either side unless outside is locked by 20° rotation of thumbturn. Deadbolt thrown or retracted by 90° rotation of thumbturn. When locked, key outside or knob/lever inside retracts deadbolt and latchbolt simultaneously. Outside knob/lever remains locked until thumbturn is restored to the vertical position. Throwing deadbolt automatically locks outside knob/lever. Auxiliary latch deadlocks latchbolt when door is closed.
	DCD (F13) Dormitory/Corridor	Throwing deadbolt with key outside or turning thumbturn inside locks outside knob/lever. Latchbolt retracted by knob/lever inside or outside when deadbolt is retracted. When locked, turning inside knob/lever retracts deadbolt and latch simultaneously, leaving lock in the unlocked position.
	CHL (F06) Classroom Holdback	Latchbolt retracted by knob/lever from either side unless O/S is locked by key. When locked, latchbolt retracted by key O/S or knob/lever I/S. Auxiliary latch deadlocks latchbolt when door is closed. Depress I/S knob/lever and turn key 360° for holdback feature.
	CLL (F05) Classroom	Outside knob/lever locked or unlocked by key in outside cylinder. Inside knob/lever always unlocked. When door is closed auxiliary latch deadlocks latchbolt.
	SCD Storeroom/Closet w/ Deadbolt	Latchbolt retracted by knob/lever from either side. Deadbolt thrown or retracted by key outside.
	STD Storeroom with Deadbolt	Latchbolt retracted by key O/S or by lever or knob I/S. O/S knob/lever fixed. Deadbolt thrown or retracted by key O/S or thumbturn I/S. Turning I/S knob/lever simultaneously retracts both deadbolt and latchbolt. Auxiliary latch deadlocks latchbolt when door is closed.
	STL (F07) Storeroom	Outside knob/lever always fixed. Latchbolt retracted by key outside or knob/lever inside. Auxiliary latch deadlocks latchbolt when door is closed.
DOUBLE KEYED		
	CSD Classroom Security w/ Deadbolt	When deadbolt is retracted, latch can be retracted by knob/lever from either side. Deadbolt thrown by key from inside or outside. Turning inside knob/lever will retract deadbolt and latch when deadbolt is thrown, unlocking the outside knob/lever.
	CSL Classroom Security	Latch retracted by inside or outside lever/knob when unlocked. Outside lever/knob can be locked by key from inside or outside keyed cylinder. Inside lever/knob always free.
	IND Institutional with Deadbolt	Latchbolt retracted by key from either side. Knob/lever on both sides is always inoperative. Deadbolt thrown or retracted by key from either side. Auxiliary latch deadlocks latchbolt when door is closed.



Oak Security Group, LLC
8904 Bash Street, Suite K
Indianapolis, Indiana 46256

Toll-free: 877-OSG-LOCK
Phone: 317-585-9830
Fax: 317-585-9834

	INL (F30) Institutional Lock	Both knob/ levers always locked. Turning key in either side retracts latch, but does not unlock knob/ lever.
	SUD (F14) Store/Utility w/Dbolt	Latch retracted by knob/lever from either side. Dead bolt is locked or unlocked from either side by key.
	VEL (F09) Vestibule	Latch is retracted by knob/lever from either side, unless outside is locked by key from inside cylinder. When locked, key retracts latch from outside, knob/lever retracts latch from inside. Auxiliary latch deadlocks latch when door is shut.
ELECTRIFIED		
	STLEL	Outside electrically locked until unlocked by electronic device or by key, inside lever/knob always free. 12 or 24VDC.
	STLEU	Outside electrically unlocked by electronic device or by key, inside lever/knob always free. 12 or 24 VDC.
NON-KEYED		
	PRL Bath/Bedroom Privacy	Latchbolt retracted by knob/lever from either side unless O/S is locked by inside thumbturn. Turning I/S knob/lever or closing door unlocks O/S knob/lever. To unlock from outside, remove emergency button, insert emergency key turn and rotate.
	PCL Privacy w/ Coin Turn Outside	Latchbolt retracted by knob/lever from either side unless O/S is locked by inside thumbturn or O/S coin turn. Operating I/S knob/lever, closing door, rotating I/S thumbturn or rotating O/S coin turn unlocks O/S knob/lever. Available with Sectional Trim only.
	PAL Passage	Both sides always unlocked.
	PRD Privacy w/ Deadbolt	Latch retracted by lever or knob from either side, except when deadbolt is thrown. When deadbolt is thrown, turning the lever or knob will retract the latch and deadbolt simultaneously and unlocks the outside lever or knob. Retract the deadbolt from the outside by inserting and rotating the emergency key.
	PCD Privacy w/ Deadbolt and Coin Turn O/S	Latchbolt retracted by knob/lever from either side. Deadbolt thrown or retracted by I/S thumbturn, or O/S thumbturn. Throwing deadbolt locks outside knob/lever. Rotating inside knob/lever simultaneously retracts bolt and latch, and unlocks outside knob/lever. To unlock from O/S, rotate O/S coin turn which will retract deadbolt and unlock knob/lever.
DUMMY TRIM		
	DTB Single Dummy Trim	Dummy trim used on one side of door.
	DDB Double Dummy Trim	Knob/lever on both sides fixed by mounting bar.



Oak Security Group, LLC
8904 Bash Street, Suite K
Indianapolis, Indiana 46256

Toll-free: 877-OSG-LOCK
Phone: 317-585-9830
Fax: 317-585-9834



1M Mortise Dead Lock

SPECIFICATIONS

Certifications	UL Listed for 3-Hour fire rating, ANSI A156.5, Grade 1
Case	Heavy wrought steel with zinc dichromate finish, field reversible handing, self-adjusting face for beveled doors. Full Case: 4 5/16" x 6" x 1" Small Case: 4 5/16" x 3 9/16" x 1"
Deadbolt	1" throw, stainless steel
Backset	2 3/4"
Door Range	1 3/8" to 2 1/2" thick doors
Strikes	Full Case: 1-1/4" x 4-7/8", curved lip, non-handed, furnished with dust box Small Case: 1 1/8" x 3 1/2", no lip, non-handed, furnished with dust box
IC Core	OAK Interchangeable 6 or 7-pin core compatible with all other SFIC housings.
IC Cylinder	Standard 7 pin interchangeable core housing, compatible with all SFIC cores.
Non IC Cylinder	Standard "C" keyway, Compatible with Schlage
Masterkeying	Tailored masterkey system set-up and design, construction cores available.
Finishes	605 (bright brass), 606 (satin brass), 612 (satin bronze), 613 (dark bronze), 625 (bright chrome), 626 (satin chrome)



FUNCTIONS

FUNCTION	DESCRIPTION	ANSI NUMBER
CD	Classroom Lock Deadbolt thrown or retracted by key from outside. Inside thumbturn cylinder retracts deadbolt but cannot project it.	E06091
KD	Cylinder x Thumbturn Lock Deadbolt thrown or retracted by key outside or thumbturn inside.	E06071
MD	Double Cylinder Lock* Deadbolt operated by key from either side.	E06061
TD	Door Bolt Deadbolt thrown or retracted by thumbturn from one side. No trim on opposite side.	E06181
LD	Cylinder Lock Deadbolt thrown or retracted by key from one side. No trim on opposite side.	E06081

***Caution:** Double cylinder locks on residences and any door in any structure which is used for egress are a life safety hazard in times of emergency and their use is not recommended. Installation should be in accordance with existing codes only.

**Manufacturers' registered trade names used above are for identification and reference only.*



GRADE 1 KNOB CYLINDRICAL LOCKSETS

Features

- Multiple latch backset choices available.
- Double keyed functions available.
- Completely reversible handing.
- Multiple finishes available.
- Uniquely tailored masterkey systems backed by extensive industry experienced system design and support.
- 5 Year Warranty.



Specifications:

Door Thickness	1 3/8" to 2" wood or metal door
Backsets	2 3/4" (standard), 2 3/8", 3 3/4", 5" available
Latchbolts	1/2" throw, UL listed, self-adjusting faceplate
Strikes	ANSI, T-Strike and full lip strikes are available
Trim	Heavy wrought brass roses, wrought steel inside and outside reinforcing rose liners with concealed screws
IC Core	Interchangeable 6 & 7 pin compatible with all other small format interchangeable core housings
Non-IC Cylinder	Standard "C" keyway, compatible with Schlage (Optional)
Masterkeying	Tailored masterkey system set-up and design. Construction cores available.
Finishes	605(Bright Brass), 606(Satin Brass), 612(Satin Bronze), 613(Dark Bronze), 625(Bright Chrome) and 626(Satin Chrome)
Certification	UL listed "A" label (3 hour) single swing door. ANSI A156.2, Series 4000 Grade 1

OAK HOW TO ORDER GUIDE - Grade 2 Lever Cylindrical Locksets

1CK	3	EN	1	R	1	A	626	LC
------------	----------	-----------	----------	----------	----------	----------	------------	-----------

Series	Backset	Function	Core	Knob Style	Rose	Strike *	Finish	Keying
1CK = Grade 1 Cylindrical Knob	2 = 2-3/8" 3 = 2-3/4" 4 = 3-3/4" 5 = 5"	CL = Classroom EN = Entrance ST = Storeroom CR = Connecting Room	0 = None 1 = Oak Format IC 2 = Standard "C" Non-I/C plug	R = Round	1 = Default	A = ANSI T = T FLS = Full Lip Square FL4 = Full Lip 1/4"	605 606 612 613 625 626	LC = Less Core KE = Keyed













- ANSI strike standard with Grade 1

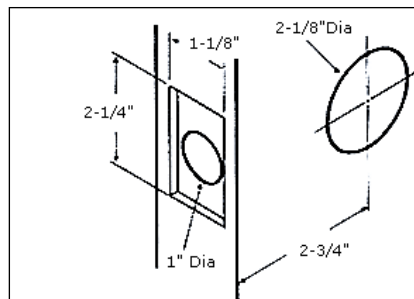
WWW.OAKSECURITY.COM

TOLL FREE (877) 674-5625

Manufacturers' registered trade names used above are for identification and reference only.

CYLINDRICAL LOCK FUNCTIONS

Function	Description	Operation Description
SINGLE KEYED		
	EN (F109) Entry/Office	Turn button locking: Pushing and turning the inside button clockwise locks the outside knob. Inside knob is always unlocked. Turning key in outside knob will retract latch. Push button locking: Pushing the inside button will lock outside knob. Inside knob is always unlocked. When button is pushed, turning inside knob or key in outside knob will release the button and latch.
	CL (F84) Classroom	Outside knob is locked or unlocked by rotating the key 360°. Inside knob is always unlocked.
	CR Connecting Room	Knob is locked or unlocked by rotating key 360°. Outside is a blank plate.
	ST (F86) Store Room	Outside knob is always locked. Turning key retracts latch. Inside knob is always unlocked.
DOUBLE KEYED		
	CO (F80) Communicating Lock	Turning key in either knob locks or unlocks its own knob independent of the other knob.
	IN (F87) Institutional Lock	Both knobs always locked. Key in either knob retracts latch, but does not unlock knob.
	SD (F91) Store Door	Turning key in either side of door locks or unlocks both sides.
	VE (F88) Vestibule	Outside knob is locked or unlocked by key in inside knob. When outside knob is locked, key in outside knob will retract the latch. Inside knob is always unlocked.
NON-KEYED		
	CE Connecting/Exit	Inside knob is always unlocked. Outside has a blank plate.
	DT Single Dummy Trim	Dummy trim used on one side of door.
	PA (F75) Passage	Both sides always unlocked.
	PR (F76) Privacy	Both sides unlocked unless button on inside knob pushed. Closing door or turning emergency release in outside knob, or turning inside knob, releases button and unlocks outside knob.



Oak Security Group, LLC
8904 Bash Street, Suite K
Indianapolis, Indiana 46256

Toll-free: 877-OSG-LOCK
Phone: 317-585-9830
Fax: 317-585-9834

www.OakSecurity.com

Features

- Solid brass tapered, free turning, wrench resistant cylinder rings for added strength and security.
- Solid cast trim rings both sides for additional strength. Outside ring includes integrated deadbolt manipulation guard to prevent door tampering.
- Double keyed function has concealed mounting screws. Optional concealed mounting screws recommended on single keyed functions for added security.
- Strike plate supplied with standard 3" screws for enhanced security.
- Deadbolt can be supplied with either Interchangeable core or standard non-IC cylinder Self-aligning installation in industry standard door prep.
- Uniquely tailored masterkey systems backed by extensive industry experienced system design and support.
- 5 Year Warranty.



Specifications:

Door Thickness 1 3/8" to 2" wood or metal door

Backsets 2 3/4" (standard), or 2 3/8" available

Bolts 1" throw, 2 3/4" backset, 1 1/8" x 2 1/4" faceplate.
1" throw, 2 3/8" backset, 1" x 2 1/4" faceplate.

Strikes Square corner (standard). Steel strike reinforcing plate with 3" screws.

Rings Solid brass tapered cylinder rings. Cast trim rings with integrated manipulation guard.

IC Core Interchangeable 6 & 7 pin compatible with all other small format interchangeable core housings

Non-IC Cylinder Standard "C" keyway, compatible with Schlage

Masterkeying Tailored masterkey system set-up and design. Construction cores available.





Finishes 605 (Bright Brass), 606 (Satin Brass), 612 (Satin Bronze), 613 (Dark Bronze), 625 (Bright Chrome) and 626 (Satin Chrome)

Certification UL listed "A" label (3 hour) single swing door (4'x8'), ANSI A156.36-2010

OAK HOW TO ORDER GUIDE - Grade 1 Deadbolt Locks

Series	Backset	Function	Core	Strike	Finish	Options
11DB = Grade 1 Deadbolt	2 = 2-3/8" 3 = 2-3/4"	K = Key/Thumbturn L = Key/Blank M = Double Keyed S = Key/Thumbturn (Classroom)	1 = Oak I/C 2 = Non-I/C plug	SC= Square Corner (std)	605 606 612 613 625 626	LC = Less Core KE = Keyed CS = Concealed Screws

DEADBOLT LOCK FUNCTIONS

Function	Description	Operation Description
SINGLE KEYED		
	K (E2151/181K) Key/ Thumb Turn	<ul style="list-style-type: none"> Locked or unlocked by turning key 360° in outside cylinder, or turning inside thumbturn
	L (E2161/181L)	<ul style="list-style-type: none"> Locked or unlocked by turning key 360° in outside cylinder. Inside is blank.
	S (E2171/181S) Classroom Key/ Thumb Turn	<ul style="list-style-type: none"> Locked or unlocked by turning key 360° in outside cylinder. Inside thumbturn will unlock door only. Cannot lock door with the thumbturn.
DOUBLE KEYED		
	M (E2141/181M) Keyed Both Sides	<ul style="list-style-type: none"> Locked or unlocked by turning key in either side 360°.

Features

- Deadbolt can be supplied with either Interchangeable core or standard non-IC cylinder.
- Double keyed function has concealed mounting screws.
- Strike plate supplied with standard 3” screws for enhanced security.
- Self-aligning installation in industry standard door prep.
- Uniquely tailored masterkey systems backed by extensive industry experienced system design and support.
- 5 Year Warranty.



Specifications:

Door Thickness 1 3/8” to 2” wood or metal door

Backsets 2 3/8” (standard), or 2 3/4” available

Bolts 1” throw on 2 3/4” BS with 1 1/8”x 2 1/4” faceplate.
1” throw on 2 3/8” BS with 1”x 2 1/4” faceplate.

Strikes Square corner (standard) or radius corner plate available.

Rings Brass tapered rings.

IC Core Interchangeable 6 & 7 pin compatible with all other small format interchangeable core housings

Non-IC Cylinder Standard “C” keyway, compatible with Schlage

Masterkeying Tailored masterkey system set-up and design. Construction cores available.





Finishes 605(Bright Brass), 606(Satin Brass), 612(Satin Bronze), 613(Dark Bronze), 625(Bright Chrome) and 626(Satin Chrome)

Certification UL listed “A” label (3 hour) single swing door (4’x8’).

OAK HOW TO ORDER GUIDE - Grade 2 Deadbolt Locks

2DB	2	K	1			SC	626	LC
Series	Backset	Function	Core			Strike	Finish	Keying
2DB = Grade 2 Dadbolt	2 = 2-3/8"	K = Key/Thumb Turn L = Key/Blank M = Double Keyed S = Key/ Thumb Turn - Classroom	1= Oak Format I/C			SC= Square Corner RC= Radius Corner	605	LC = Less Core KE = Keyed
	3 = 2-3/4"		2 = Standard Non I/C plug				606 612 613 625 626	

DEADBOLT LOCK FUNCTIONS

Function	Description	Operation Description
SINGLE KEYED		
	K (E2151/181K) Key/ Thumb Turn	Locked or unlocked by turning key 360° in outside cylinder, or turning inside thumb turn
	L (E2161/181L)	Locked or unlocked by turning key 360° in outside cylinder. Inside is blank.
	S (E2171/181S) Classroom Key/ Thumb Turn	Locked or unlocked by turning key 360° in outside cylinder. Inside thumbturn will unlock door only. You can not lock door with the thumbturn.
DOUBLE KEYED		
	M (E2141/181M) Keyed Both Sides	Locked or unlocked by turning key in either side 360°.

Features

- Mortise and rim cylinders can be supplied for Interchangeable core or with standard Non-IC cylinder.
- Multiple cam choices ,including industry standard cams for Best®, Corbin/Ruswin®, Schlage®, Sargent® and others.
- Mortise cylinders available with standard or tapered face.
- Mortise cylinder is supplied with side screw for additional security.
- Rim cylinder comes standard with a horizontally mounted spindle.
- Blocking rings are available in multiple sizes and finishes.
- Multiple finishes available.
- Uniquely tailored masterkey systems backed by extensive industry experienced system sales, design and support
- 5 Year Warranty.



Specifications:

Cylinder Length Standard Mortise Cylinder 1 3/8", 1 3/4" long. Tapered Head Cylinder is 3/4" long.
Rim Cylinder 1 11/32" long. Fits doors 1 1/4" to 3" thick

Diameter Mortise and rim cylinders are 1 5/32".

Cam/Spindle Standard straight cam supplied unless ordered otherwise.
Flat spindle supplied with rim cylinders.

Rings Rings vary in size from 1/8" to 5/8" long. Specify needed ring size from the "How to Order" section below.

IC Core Housing Interchangeable 6 & 7 pin compatible with all other small format interchangeable core housings. Standard keying or Patented keying.

Non-IC Cylinder Standard "C" keyway, compatible with Schlage

Masterkeying Tailored masterkey system set-up and design. Construction cores available.

Finishes 605(Bright Brass), 606(Satin Brass), 612(Satin Bronze), 613(Dark Bronze), 625(Bright Chrome) and 626(Satin Chrome)

OAK HOW TO ORDER GUIDE – Cylinders (Mortise & Rim)

C	M	C2	R12	1	626	KE	A1-1
Series	Type	Cams & Spindles	Rings	Keying Format	Finish	Keying	Key Instructions
C = Cylinder	M=Mortise T=Tapered R=Rim K=Thumb Turn	CO = No Cam C1= Standard C2 = AR C3 = Schlage® S4 = Spindle C5 = Not in Use C6 = Sargent® C7 = Clover	R0 = No Ring R18 = 1/8" R14 = 1/4" R316 = 3/16" R38 = 3/8" R58 = 5/8" ADJ = Adjustable	0 = Non keyed 1 = SFIC 2 = Std. cylinder	605 606 612 613 625 626	LC = Less Core KE = Keyed	Place keying Instructions here



CB-SL SLABBED CYLINDER CABINET LOCK

Features

- Slabbed Cylinder Cabinet Lock accommodates Oak and other SFIC cores.
- Short and long cams, as well as a variety of drivers are supplied as standard to accommodate a variety of installation variations.
- Slabbed Cylinder Cabinet Lock can be installed in a variety of applications, such as wood or metal drawers, or wood or metal cabinet doors.
- A variety of optional trim ring sizes are available facilitate proper fit and function.
- Solid brass machined cylinder available in 626 chrome finish.
- Uniquely tailored masterkey systems backed by extensive industry experienced system sales, design and support



Specifications:

Cylinder Length Slabbed Cylinder 1 13/32" long.

Diameter Slabbed Cylinder 1 5/32" diameter. Reference instruction sheet for additional dimensions.

Cams Both short and long cams supplied as standard, along with several cam drivers to accommodate various installation applications (reference instruction sheet)

Rings Optional rings vary in size from 1/8" to 5/8" long. Specify needed ring size from the "How to Order" section below.

IC Core Housing Interchangeable 6 & 7 pin compatible with Oak and all other small format interchangeable cores. Standard keying or Patented keying.

Masterkeying Tailored masterkey system set-up and design. Construction cores available.

Finish 626 (Satin Chrome)

OAK HOW TO ORDER GUIDE – Cabinet Locks (Slabbed Cylinder)

CB	1	SL	R0	1	626	KE	A1-1
----	---	----	----	---	-----	----	------

Series	Keying Format	Type	Rings	Position	Finish	Keying	Key Instructions
CB = Cabinet Lock	1=Small Format I/C	SL = Slabbed Cyl	R0 = No Ring R18 = 1/8" R14 = 1/4" R316 = 3/16" R38 = 3/8" R58 = 5/8" ADJ = Adjustable	1 = Vertical 2= Inverted 3= Right Hand 4= Left Hand (Cams and drivers supplied to accommodate any application)	626	LC = Less Core KE = Keyed	Place keying Instructions here



11P SERIES PADLOCK

FEATURES

- Solid brass precision machined case available in brass (606) or satin chrome (626) finish. Also available with solid stainless steel case (630).
- Stainless steel ball bearing tumblers lock both heel and toe sides of shackle for maximum strength.
- Hardened molybdenum alloy steel shackle (H) (standard) provides strength, durability, and maximum cut resistance. Hardened shackle is “environmentally friendly” PVD chrome plated for abrasion and corrosion protection.
- Optional brass (B) and stainless steel (S) shackles available
- Multiple shackle opening choices available.
- Available in non-key-retained (standard) and key-retained functions.
- Optional solid stainless steel case combined with the optional stainless shackle provide industry leading corrosion protection for the most demanding environments.
- All Oak padlocks accept the Oak IC core, as well as other SFIC cores.
- Uniquely tailored masterkey systems backed by extensive industry experienced system design and support.



SPECIFICATIONS:

Shackle Dimensions “D” = 1/4”, “Y” = 25/32”, “X” = 3/4”, 1 1/2”, 2”, 4”

Shackle Material Hardened molybdenum alloy steel, PVD chrome plated (standard), Brass and Stainless Steel (optional)

Case Dimensions “W” = 1 17/32”, “H” = 1 3/16”, “T” = 25/32”

Case Material Precision machined from extruded brass (standard), or machined stainless steel (optional).

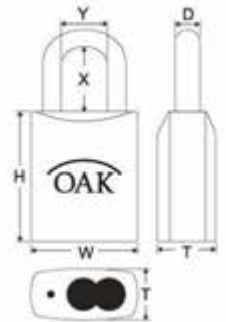
Function Non-key-retained (standard), optional key-retained field changeable.

Finishes 606 (Satin Brass), 626 (Satin Chrome), and 630 (Satin Stainless Steel)

Clevis & Chain Case mounted brass clevis optional. Brass or steel chains available.

IC Core Compatible with Oak IC core, and all other SFIC cores.

Masterkeying Tailored masterkey system set-up and design.



OAK HOW TO ORDER GUIDE – 11P PADLOCK

11P	-	1H		-	N	-	626	-	
Series	-	Shackle		-	Function	-	Case Finish	-	Options
		Height	Material						
11P = 1/4" dia		0 = 3/4"	H = Hardened		R = Key Retained		606 = Brass		CS = Clevis/Chain - Steel 9"
21P = 5/16" dia		1 = 1-1/2"	Molybdenum (std)		N = Non-Key Retained		626 = Chrome		CB = Clevis/Chain - Brass 9"
41P = 3/8" dia		2 = 2"	B = Brass (opt)		(std)		630 = Stainless		
		4 = 4"	S = Stainless (opt)						



21P SERIES PADLOCK

FEATURES

- Solid brass precision machined case available in brass (606) or satin chrome (626) finish. Also available with solid stainless steel case (630).
- Stainless steel ball bearing tumblers lock both heel and toe sides of shackle for maximum strength.
- Hardened molybdenum alloy steel shackle (H) (standard) provides strength, durability, and maximum cut resistance. Hardened shackle is “environmentally friendly” PVD chrome plated for abrasion and corrosion protection.
- Optional brass (B) and stainless steel (S) shackles available
- Multiple shackle opening choices available.
- Available in non-key-retained (standard) and key-retained functions.
- Optional solid stainless steel case combined with the optional stainless shackle provide industry leading corrosion protection for the most demanding environments.
- All Oak padlocks accept the Oak IC core, as well as other SFIC cores.
- Uniquely tailored masterkey systems backed by extensive industry experienced system design and support.



SPECIFICATIONS:

Shackle Dimensions “D” = 5/16”, “Y” = 25/32”, “X” = 3/4”, 1 1/2”, 2”, 4”, 18” (cable)

Shackle Material Hardened molybdenum alloy steel, PVD chrome plated (standard). Optional Brass, Stainless Steel, and Cable (3/16” diameter braided steel, protective coated).

Case Dimensions “W” = 1 3/4”, “H” = 1 3/16”, “T” = 7/8”

Case Material Precision machined from extruded brass (standard), or machined stainless steel (optional).

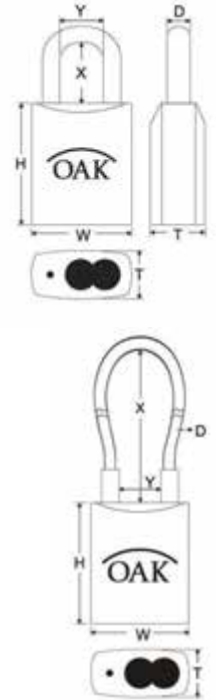
Function Non-key-retained (standard), optional key-retained field changeable.

Finishes 606 (Satin Brass), 626 (Satin Chrome), and 630 (Satin Stainless Steel)

Clevis & Chain Case mounted brass clevis optional. Brass or steel chains available.

IC Core Compatible with Oak IC core, and all other SFIC cores.

Masterkeying Tailored masterkey system set-up and design.



OAK HOW TO ORDER GUIDE – 21P PADLOCK

21P Series	1H Shackle		N Function	626 Case Finish		Options
	Height	Material		Case Finish	Options	
11P = 1/4" dia 21P = 5/16" dia 41P = 3/8" dia	0 = 3/4" 1 = 1-1/2" 2 = 2" 4 = 4" 18 = 18"	H = Hardened Molybdenum (std) B = Brass (opt) S = Stainless (opt) C = 18" Cable (opt)	R = Key Retained N = Non-Key Retained (std)	606 = Brass 626 = Chrome 630 = Stainless	CS = Clevis/Chain - Steel 9" CB = Clevis/Chain - Brass 9"	



41P SERIES PADLOCK

FEATURES

- Solid brass precision machined case available in brass (606) or satin chrome (626) finish. Also available with solid stainless steel case (630).
- Stainless steel ball bearing tumblers lock both heel and toe sides of shackle for maximum strength.
- Hardened molybdenum alloy steel shackle (H) (standard) provides strength, durability, and maximum cut resistance. Hardened shackle is “environmentally friendly” PVD chrome plated for abrasion and corrosion protection.
- Optional brass (B) and stainless steel (S) shackles available
- Multiple shackle opening choices available.
- Available in non-key-retained (standard) and key-retained functions.
- Optional solid stainless steel case combined with the optional stainless shackle provide industry leading corrosion protection for the most demanding environments.
- All Oak padlocks accept the Oak IC core, as well as other SFIC cores.
- Uniquely tailored masterkey systems backed by extensive industry experienced system design and support.



SPECIFICATIONS:

Shackle Dimensions “D” = 3/8”, “Y” = 25/32”, “X” = 3/4”, 1 1/2”, 2”, 4”

Shackle Material Hardened molybdenum alloy steel, PVD chrome plated (standard), Brass and Stainless Steel (optional)

Case Dimensions “W” = 2”, “H” = 1 3/16”, “T” = 1”

Case Material Precision machined from extruded brass (standard), machined stainless steel (optional).

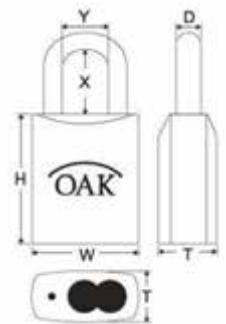
Function Non-key-retained (standard), optional key-retained field changeable.

Finishes 606 (Satin Brass), 626 (Satin Chrome), and 630 (Satin Stainless Steel)

Clevis & Chain Case mounted brass clevis optional. Brass or steel chains available.

IC Core Compatible with Oak IC core, and all other SFIC cores.

Masterkeying Tailored masterkey system set-up and design.



OAK HOW TO ORDER GUIDE – 41P PADLOCK

41P	-	1H		-	N	-	626	-
Series	-	Shackle		-	Function	-	Case Finish	Options
		Height	Material					
11P = 1/4" dia		0 = 3/4"	H = Hardened		R = Key Retained		606 = Brass	CS = Clevis/Chain - Steel 9"
21P = 5/16" dia		1 = 1-1/2"	Molybdenum (std)		N = Non-Key Retained		626 = Chrome	CB = Clevis/Chain - Brass 9"
41P = 3/8" dia		2 = 2"	B = Brass (opt)		(std)		630 = Stainless	WC = Weather Cover
		4 = 4"	S = Stainless (opt)					



41SP SHROUDED PADLOCK

FEATURES

- Solid stainless steel case, combined with a stainless shackle provide industry leading corrosion protection for the most demanding environments.
- Shrouded case design prevents shackle tampering.
- Stainless steel ball bearing tumblers lock both heel and toe sides of shackle for maximum strength.
- Available in non-key-retained (standard) and key-retained functions.
- All Oak padlocks accept the Oak IC core, as well as other SFIC cores.
- Uniquely tailored masterkey systems backed by extensive industry experienced system design and support.



SPECIFICATIONS:

Shackle Dimensions "D" = 3/8", "Y" = 25/32", "X" = 1"

Shackle Material Stainless Steel (standard)

Case Dimensions "W" = 2", "H" = 3 5/64", "T" = 1"

Case Material Precision machined from stainless steel (standard).

Function Non-key-retained (standard), optional key-retained field changeable.

Finishes 606 (Satin Brass), 626 (Satin Chrome), and 630 (Satin Stainless Steel)

Clevis & Chain Case mounted brass clevis optional. Brass or steel chains available.

IC Core Compatible with Oak IC core, and all other SFIC cores.

Masterkeying Tailored masterkey system set-up and design.



OAK HOW TO ORDER GUIDE – 41SP PADLOCK

41SP	-	0S		-	N	-	630	-	
Series	-	Shackle		-	Function	-	Case Finish	-	Options
		Height	Material						
41SP = Shrouded		0 = 1"	S = Stainless (opt)		R = Key Retained N = Non-Key Retained (std)		630 = Stainless		CS = Clevis/Chain - Steel 9" CB = Clevis/Chain - Brass 9"



11LP/21LP LOCKOUT PADLOCK

FEATURES

- Solid aluminum machined case available in anodized colors for identification.
- Stainless steel ball bearing tumblers lock both heel and toe sides of shackle for maximum strength.
- Hardened molybdenum alloy steel shackle (standard) provide strength, durability, and maximum cut resistance. Hardened shackle is “environmentally friendly” PVD chrome plated for abrasion and corrosion protection.
- Available in non-key-retained function.
- All Oak padlocks accept the Oak IC core, as well as other SFIC cores.
- Uniquely tailored masterkey systems backed by extensive industry experienced system design and support.



SPECIFICATIONS:

Shackle Dimensions 11LP: “D” = 1/4”, “Y” = 25/32”, “X” = 3/4”, 1 1/2”, 2”, 4”
 21LP: “D” = 5/16”, “Y” = 25/32”, “X” = 3/4”, 1 1/2”, 2”, 4”

Shackle Material Hardened molybdenum alloy steel, PVD chrome plated (standard)

Case Dimensions 11LP: “W” = 1 1/2”, “H” = 1 13/16”, “T” = 3/4”
 21LP: “W” = 1 49/64”, “H” = 1 13/16”, “T” = 3/4”

Case Material Precision machined from extruded aluminum (standard).

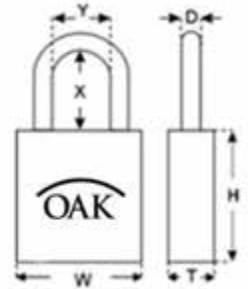
Function Non-key-retained (standard).

Finishes Anodized color: Blue, Red, Green, Yellow, Black (21LP only), Orange (21LP only)

IC Core Compatible with Oak IC core, and all other SFIC cores.

Masterkeying Tailored masterkey system set-up and design.

Hasp Optional 6-position lockout/tagout hasp (PLH) available.




OAK HOW TO ORDER GUIDE – 11LP/21LP LOCKOUT PADLOCK

21LP	-	1H		-	N	-	673	-	Blue
Series	-	Shackle		-	Function	-	Case Finish	-	Options
		Height	Material						
11LP = 1/4" dia 21LP = 5/16" dia	-	0 = 3/4" 1 = 1-1/2" 2 = 2" 4 = 4"	H = Hardened Molybdenum	-	N = Non-Key Retained R = Key Retained	-	673 = Aluminum	-	Red = Anodized Red Blue = Anodized Blue Green = Anodized Green Yellow = Anodized Yellow Black = Anodized Black (21LP) Orange = Anodized Orange (21LP) PLH = Lockout/Tagout Hasp



Rim Exit Device

The **rim exit device** is super-heavy-duty panic and **fire exit hardware** for use on all types of single and double doors with mullions. The patented mounting plate and strike locator system ensures the easiest and most accurate installation of panic hardware available.



ANSI 156.3 - 2008
Grade 1
Type 1

Benefits

- Tough and durable design for years of trouble-free service in high-use, high-abuse environments
- Fast and accurate installation
- Minimal door prep saves time and money
- Outside trims are easily changed or re-keyed without removing device from door

Features

- Patented mounting plate and strike locator system replaces paper templates
- Tested beyond 1,000,000 cycles - Twice the cycling required for Grade 1 UL testing
- Heavy-duty angled end-cap deflects damage away from device
- Stainless steel deadlocking, Pullman-type latch bolt
- All exposed surfaces are finished over stainless steel with PVD, an environmentally-friendly finishing process
- Non-handed
- Field sizeable
- 1/8 turn hex or cylinder dogging

Mechanical Options

- F - 3-Hour Fire Rated
- SLR - Silencer
- EC1, EC2 - See Advantex 10xW
- H - Hurricane Rated
- CD - Cylinder Dogging
- 99 - Surface Strike (Std.)
- AM - Anti-Microbial Coating
- HD - Hex Dogging (Std.)
- 98 - Semi Mortise Strike
- BP-3 Mounting plate (call factory for retrofit information)
- LD - Less Dogging
- 36 - Fits 36" Door Width (Std.)
- BP-5 Mounting Plate (call factory for retrofit information)
- 48 - Fits 48" Door Width

Accessories

- GB1 - Glass Bead Kit
- SN1 - Sex Nut Kit (2 per package)
- SSK - Security Torx Screw Kit
- Trim Functions (see Outside Trims)
- Electrified Options (see Electrified Options)

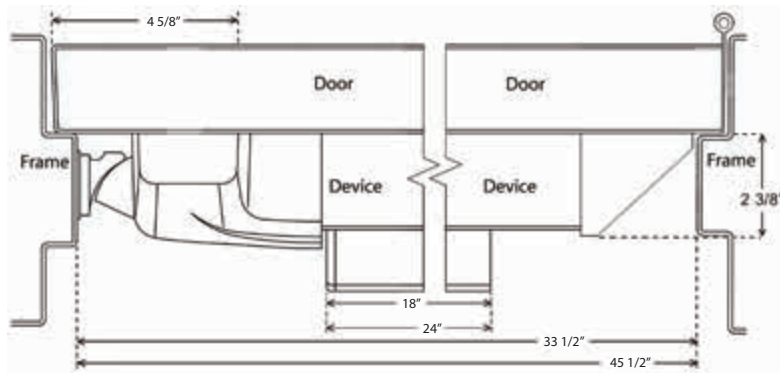
Technical Information

- Door Types - Wood, Hollow Metal, Fiberglass or Aluminum
- Door Thickness - Fits standard 1-3/4" - 2-1/4" doors (for other door thicknesses contact factory)
- Minimum Stile - 4-5/8" with standard 99 strike; 4-1/8" with optional 98 strike
- Fasteners - Machine and Self-Drilling Screws standard

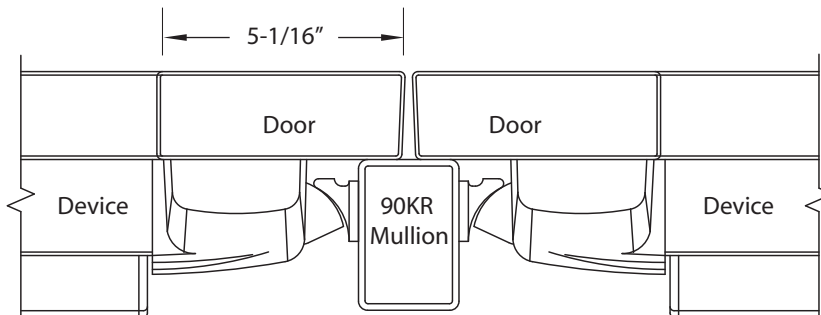
Finishes

605 / US3 Polished Brass	628 / US28 Aluminum Satin	693 / SPBLK Black, Painted
606 / US4 Brushed Brass	629 / US32 Polished Stainless Steel	695 / SP 313 Dark Bronze, Painted
611 / US9 Polished Bronze	630 / US32D Brushed Stainless Steel	
612 / US10 Brushed Bronze		
613 / US10B Oil Rubbed Bronze		

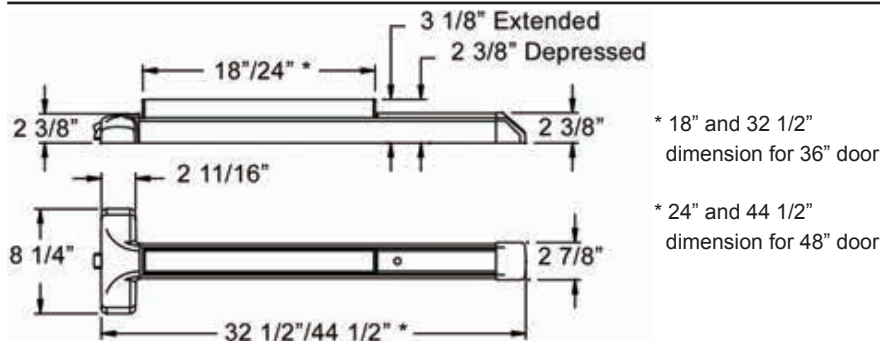
Single Door



Double Door with 90KR Mullion



Dimensions



Listings and Approvals

- UL Listed Panic Hardware
- UL Listed Fire Exit Hardware for 3 hours, maximum
- UL Listed Fire Exit Hardware for 4'x10' single doors and pairs of 4'x8' with F90KR key removable Mullion
- Meets ADA requirements
- UBC 97, Standard 7-2 and UL10C for positive pressure
- ANSI/BHMA certified A156.3
- Meets NFPA 80 & 101 for Life Safety
- Miami-Dade County, Florida NOA 12-0209.11 EXP. 04/07/15
- State of Florida Approval FL9052
- California State Fire Marshall - 4140-0127:105 and 3725-0127:108

Limited Warranty

10 Year Mechanical/3 year Electrical Limited Manufacturers Warranty



Surface Vertical Rod Device

The **surface vertical rod exit device** is super-heavy-duty **panic and fire exit hardware** for use on all types of double doors without a mullion. All 20 series SVR exit devices are supplied with top and bottom rod covers and an ADA compliant ramped bottom bolt cover. The patented mounting plate and strike locator system ensures the easiest and most accurate installation of panic hardware available.



**ANSI 156.3 - 2008
Grade 1
Type 2**

Benefits

- Tough and durable design for years of trouble-free service in high-use, high-abuse environments
- Fast and accurate installation
- Minimal door prep saves time and money
- Outside trims are easily changed or rekeyed without removing device from door
- Security enhanced by stainless steel rod covers, standard

Features

- Patented mounting plate and strike locator system replaces paper templates
- Stainless steel deadlocking, Pullman-type top latch
- Hardened steel bottom drop bolt with dust proof strike
- ADA ramped bottom bolt cover
- 1/8 turn hex or cylinder dogging
- All exposed surfaces are finished over stainless steel with PVD, an environmentally friendly finishing process
- Heavy-duty angled end-cap deflects damage away from device
- Handed - field reversible
- Field sizeable

Mechanical Options

- F - 3-Hour Fire Rated
- AM - Anti-Microbial Coating
- HD - Hex Dogging (Std.)
- CD - Cylinder Dogging
- LD - Less Dogging
- 36 - Fits 36" Door Widths (Std.)
- 48 - Fits 48" Door Widths
- 84 - 84" Door Height (Std.)
- 96 - 85" to 96" Door Height
- 120 - 97" to 120" Door Height

Accessories

- GB3 - Glass Bead Kit - 7' Door Height (84")
- GB7 - Glass Bead Kit - 8' Door Height (85" - 96")
- GB11 - Glass Bead Kit - 10' Door Height (97" - 120")
- SN1 - Sex Nut Kit (2 per package)
- SSK- Security Torx Screw Kit
- Trim Functions (see Outside Trims)
- Electrified Options (see Electrified Options)

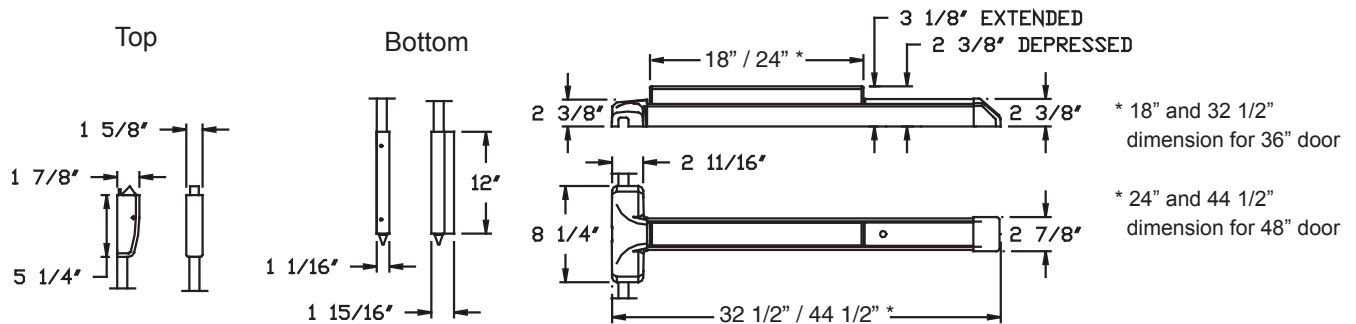
Technical Information

- Door Types - Wood, Hollow Metal, Fiberglass or Aluminum
- Door Thickness - Fits standard 1-3/4" - 2-1/4" doors (for other door thicknesses contact factory)
- Minimum Stile - 4-1/2" with standard 97 strike
- Fasteners - Machine and Self-Drilling Screws standard









Finishes

605 / US3	Polished Brass	628 / US28	Aluminum Satin	693 / SPBLK	Black, Painted
606 / US4	Brushed Brass	629 / US32	Polished Stainless Steel	695 / SP 313	Dark Bronze, Painted
611 / US9	Polished Bronze				
612 / US10	Brushed Bronze	630 / US32D	Brushed Stainless Steel		
613 / US10B	Oil Rubbed Bronze				

Dimensions



Listings and Approvals

-  UL Listed Panic Hardware
-  LISTED UL Listed Fire Exit Hardware for 3 hours, maximum
-  LISTED 4'x10' single doors and 8'x10' pairs of doors
-  Meets ADA requirements
-  UBC 97, Standard 7-2 and UL10C for positive pressure
-  ANSI/BHMA certified A156.3
-  Meets NFPA 80 & 101 for Life Safety
-  California State Fire Marshal - 4140-0127:105 and 3725-0127:108

Limited Warranty

10 Year Mechanical/3 year Electrical Limited Manufacturers Warranty



Mortise Lock Exit Device

The **mortise lock exit device** is super-heavy-duty **panic and fire exit hardware** for use on all types of single and double doors. The patented mounting plate and strike locator system ensures the easiest and most accurate installation of panic hardware available.



**ANSI 156.3 - 2008
Grade 1
Type 3**

Benefits

- Tough and durable design for years of trouble-free service in high-use, high-abuse environments
- Fast and accurate installation
- Minimal door prep saves time and money
- Outside trims are easily changed or re-keyed without removing device from door
- Easy retrofit to other manufacturers

Features

- 3/4" Projection Stainless Steel latch bolt
- Anti-friction, deadlocking, latch bolt
- All exposed surfaces are finished over stainless steel with PVD, an environmentally-friendly finishing process
- Non-handed, field sizeable
- 1/8 turn dogging
- Patented mounting plate and strike locator system
- Heavy-duty angled end-cap deflects damage away from device

Mechanical Options

- F - 3-Hour Fire Rated
- AM - Anti-Microbial Coating
- CD - Cylinder Dogging
- HD - Hex Dogging (Std.)
- LD - Less Dogging
- 90 ANSI Strike (Std.)
- 91 ANSI Flat Lip Strike
- 92 Double Door Short Open Back Strike
- 93 - Double Door Long Open Back Strike
- 36 - Fits 36" Door Width (Std.)
- 48 - Fits 48" Door Width

Accessories

- SN1 - Sex Nut Kit (2 per package)
- KS - Key Stop - key removed only when armed
- GB16 - Glass Bead Kit

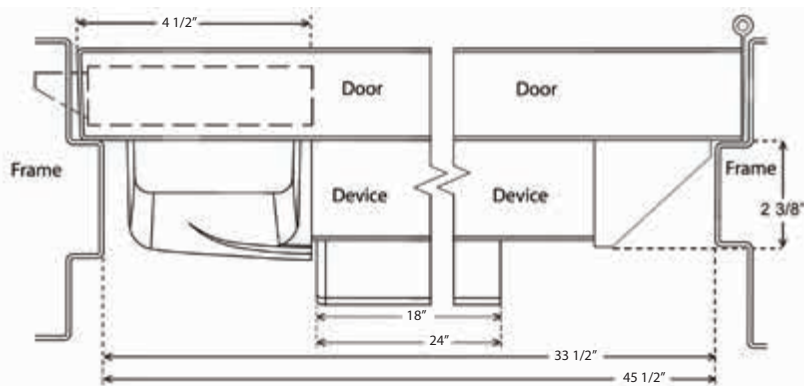
Technical Information

- Door Types - Wood, Hollow Metal, Fiberglass or Aluminum
- Minimum Stile - 4-3/4"
- Optional Sex Nuts for wood or composite doors
- Door Thickness - Fits standard 1-3/4" - 2-1/4" doors (for other door thicknesses contact factory)
- Machine and Self-Drilling Screws (Std.)
- Security Torx screws available

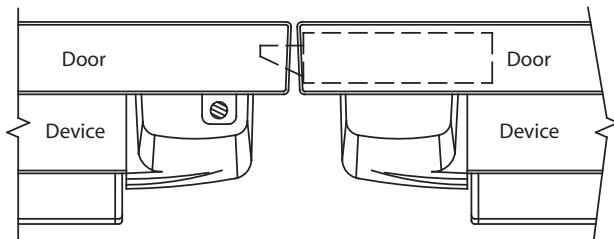
Finishes

605 / US3	Polished Brass	628 / US28	Aluminum Satin	693 / SPBLK	Black, Painted
606 / US4	Brushed Brass	629 / US32	Polished Stainless Steel	695 / SP 313	Dark Bronze, Painted
611 / US9	Polished Bronze				
612 / US10	Brushed Bronze	630 / US32D	Brushed Stainless Steel		
613 / US10B	Oil Rubbed Bronze				

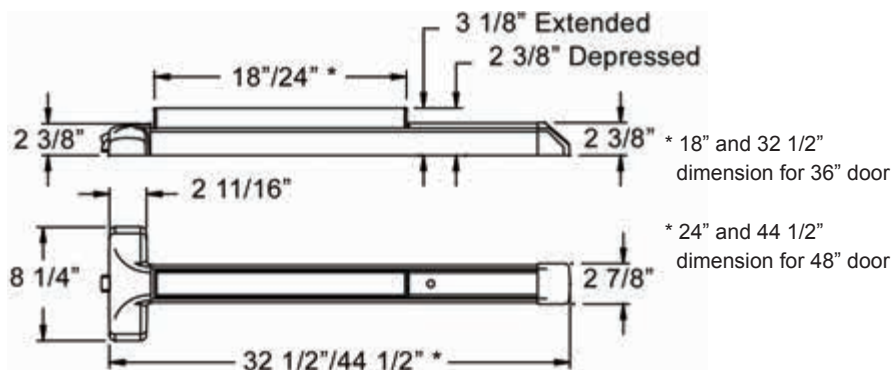
Single Door



Double Door with Mortise and Vertical Rod



Dimensions



Listings and Approvals

- UL Listed Panic Hardware
- UL Listed Fire Exit Hardware for 3 hours, maximum
- 4'x10' single doors and pairs of 8'x10' doors with Surface Vertical Rod
- Meets ADA requirements
- UBC 97, Standard 7-2 and UL10C for positive pressure
- ANSI/BHMA certified A156.3
- Meets NFPA 80 & 101 for Life Safety
- California State Fire Marshall - 4140-0127:105 and 3725-0127:108

Limited Warranty

10 Year Mechanical/3 year Electrical Limited Manufacturer's Warranty



Narrow Stile Rim Exit Device

The **rim exit device** is super-heavy-duty **panic** and **fire exit hardware** for use on all types of narrow stile single and double doors with mullions. The patented mounting plate and strike locator system ensures the easiest and most accurate installation of panic hardware available.



**ANSI 156.3 - 2008
Grade 1
Type 4**

Benefits

- Tough and durable design for years of trouble-free service in high-use, high-abuse environments
- Fast and accurate installation
- Minimal door prep saves time and money
- Outside trims are easily changed or re-keyed without removing device from door

Features

- Patented mounting plate and strike locator system replaces paper templates
- All exposed surfaces are finished over stainless steel with PVD, an environmentally-friendly finishing process
- Non-handed
- Stainless steel deadlocking, Pullman-type latch bolt
- Heavy-duty angled end-cap deflects damage away from device
- Field sizeable
- 1/8 turn hex or cylinder dogging

Mechanical Options

- F - 3-Hour Fire Rated
- HD - Hex Dogging (Std.)
- 99 - Surface Strike
- H - Hurricane Rated
- CD - Cylinder Dogging
- 36 - Fits 36" Door Width (Std.)
- AM - Anti-Microbial Coating
- LD - Less Dogging
- 48 - Fits 48" Door Width
- CD - Cylinder Dogging
- 98 - Semi Mortise Strike (Std.)

Accessories

- GB2 - Glass Bead Kit
- SN1 - Sex Nut Kit (2 per package)
- SSK - Security Torx Screw Kit
- Trim Functions (see Outside Trims)
- Electrified Options (see Electrified Options)

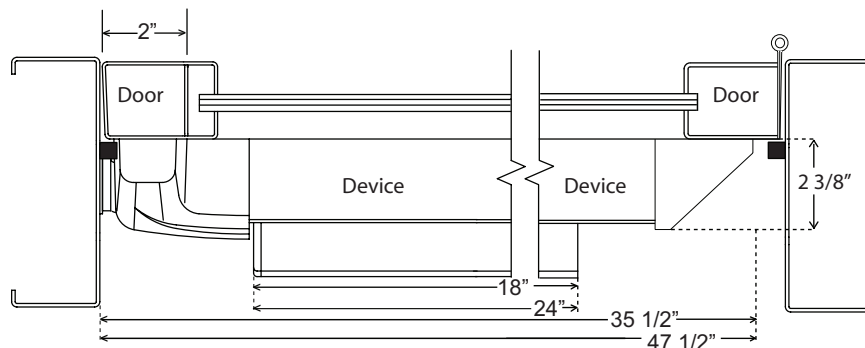
Technical Information

- Door Types - Wood, Hollow Metal, Fiberglass or Aluminum
- Door Thickness - Fits standard 1-3/4" - 2-1/4" doors (for other door thicknesses contact factory)
- Minimum Stile - 2" with standard 98 strike; 2-1/2" with optional 99 strike
- Fasteners - Machine and Self-Drilling Screws standard

Finishes

605 / US3	Polished Brass	628 / US28	Aluminum Satin	693 / SPBLK	Black, Painted
606 / US4	Brushed Brass	629 / US32	Polished Stainless Steel	695 / SP 313	Dark Bronze, Painted
611 / US9	Polished Bronze				
612 / US10	Brushed Bronze	630 / US32D	Brushed Stainless Steel		
613 / US10B	Oil Rubbed Bronze				

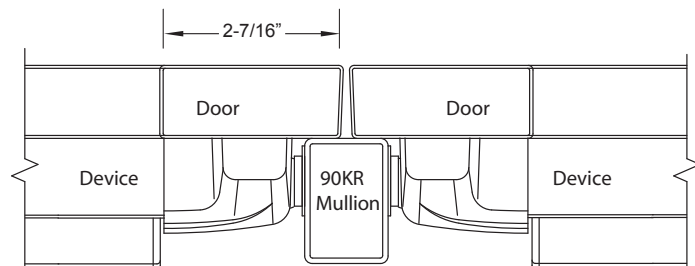
Single Door



Listings and Approvals

- UL Listed Panic Hardware
- LISTED UL Listed Fire Exit Hardware for 3 hours, maximum
- LISTED 4"x10" single doors and pairs of 4"x8" with F90KR key removable Mullion
- Meets ADA requirements
- UBC 97, Standard 7-2 and UL10C for positive pressure
- ANSI/BHMA certified A156.3
- Meets NFPA 80 & 101 for Life Safety
- Miami-Dade County, Florida NOA 10-0303.02 EXP. 04/07/15
- State of Florida Approval FL9052
- California State Fire Marshall - 4140-0127:105 and 3725-0127:108

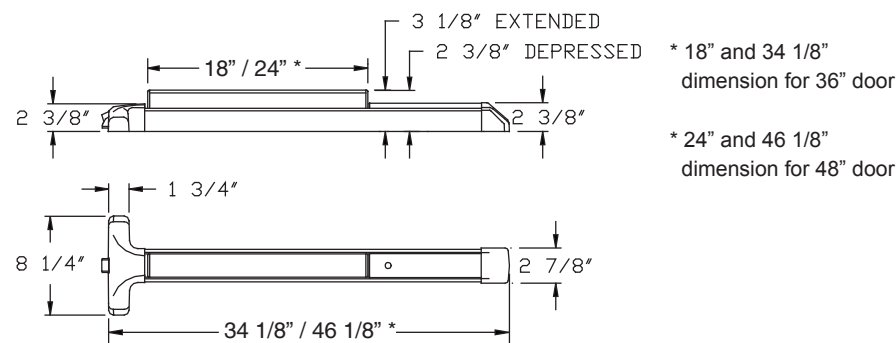
Double Door with 90KR Mullion



Limited Warranty

10 Year Mechanical/3 year Electrical Limited Manufacturer's Warranty

Dimensions



KEYED REMOVABLE MULLION



The Detex Keyed Removable Mullions are very durable, low cost mullions designed for use with rim exit devices on standard and fire-rated pairs of doors. The unique design of the latching head allows the mullion to be removed in seconds with one key turn, and then to be snapped back into place without needing the key.



Benefits

- Mullion can be removed in seconds with one key turn, and easily snaps back into place without needing the key
- Simple, user-friendly operation
- Provides years of trouble-free service and protection
- Easily cut to fit most any size application (10' and smaller)
- Easy retrofit application
- Cylinder located inside the building to prevent tampering (cylinder sold separately)
- Easily adapted to any double door application
- Easy installation, no drilling of the mullion tube
- Standard primer gray coating allows for easy field painting

Features

- For use on standard and fire-rated pairs of doors
- Designed for heavy duty use
- Small profile base plate prevents interference when moving objects through doorway
- Locking head mounted to frame, not mullion
- Available for 7', 8' & 10' doors
- Shims provided to insure accurate fit

Options

- Electrified

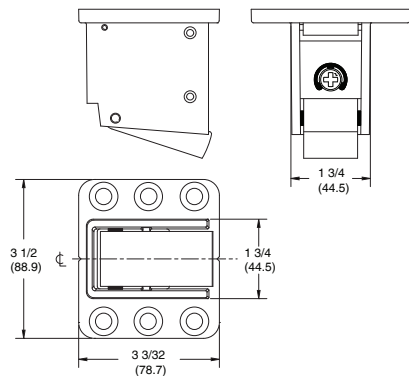
Accessories

- SHK1 - Strike Hook Kit (Std. with Fire Rated Mullion)

Technical Information

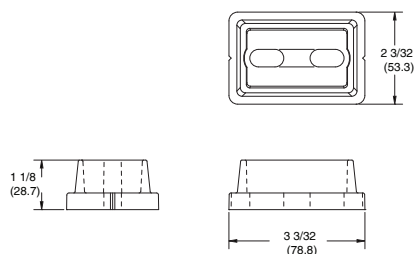
- 11 gauge, 2" x 3" steel mullion tube
- Base anchors included

Top Fitting



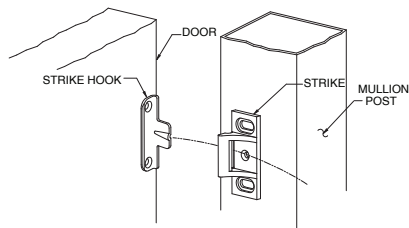
Top fitting has a latch that allows the mullion to be locked back into place without use of the key.

Sill or Bottom Fitting

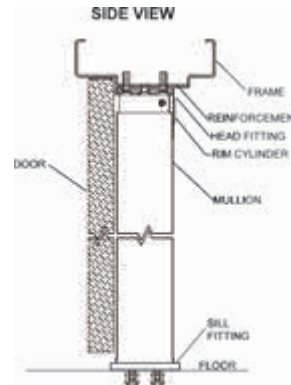
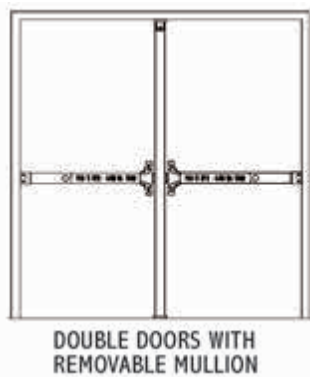


The sill or bottom fitting has a small footprint and, once installed, all fasteners are hidden by the mullion tube.

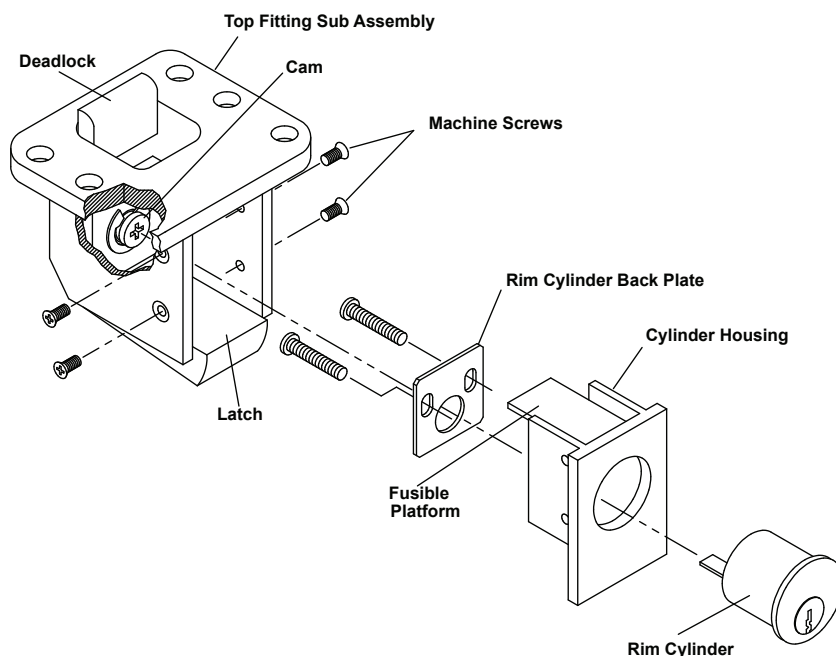
Strike Hook Installation



Riser Diagram



Cylinder Installation



Listings and Approvals



UL and Warnock Hersey Listed for 3 hour fire rated pairs of doors up to 8'x8'



WHI labeled for use with other manufacturers' fire exit hardware (Call for non-Detex product applications)

Limited Warranty

3 Year Limited Manufacturers Warranty



HEAVY DUTY DOOR CLOSER

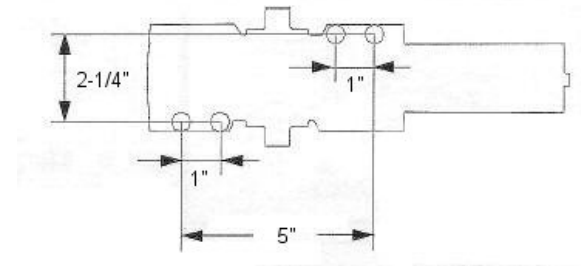
Features

- Heavy duty hydraulic door closer for doors weighing 55 to 330 lbs
- Adjustable power from size 1-6.
- Adjustable back-check function.
- Adjustable closing speed.
- Adjustable latching speed.
- Packaged with parallel bracket, sex bolts, and a cast iron body with a forged steel arm.
- Available in your choice of 3 painted finish colors: aluminum, dark bronze or gold.
- Universal application: non-handed for standard, top-jamb or parallel arm installation.
- Optional hold open arm or cushion arm are available.
- UL 10C Fire Rated for 3 hours.
- ANSI A 156.4 Grade 1 Certified.
- R27405 UL Listed 47V5
- ADA Compliant: meets ANSI A 117.1 requirements.



Specifications:

Body Length	11 1/2"
Body Height	2 3/4"
Body Projection	2 1/2"
Spring Size	Adjustable 1-6
Finishes	Aluminum, Dark Bronze, Gold
Certification	UL 10C Fire Rated (3 hour), R27405 UL Listed 47V5, ANSI A156.4, Grade 1



Oak Security Group, LLC
8904 Bash Street, Suite K
Indianapolis, Indiana 46256

Toll-free: 877-OSG-LOCK
Phone: 317-585-9830
Fax: 317-585-9834

www.OakSecurity.com



SECURITY ASSET MANAGERS (SAMs™)

HIGHEST SECURITY ASSET CONTROL

Key Systems, Inc. offers several styles of electronically controlled cabinets to store, audit and manage your keys and assets. You can personalize these devices to secure a wide variety of sensitive items. However, keys remain our customer's main focus for asset retention. The two most widely utilized methods for storing keys are through direct entrapment and/or Tamper-Proof Key Rings®. Access is assigned to one or more users based on configuration through GFMS™ Software. PIN access is standard and a host of other access options are available.



Direct Entrapment



Key Systems Inc.'s Security Asset Manager (SAM™) utilizes a variety of methods to secure your assets. To achieve the greatest level

of security for high sensitivity keys, we offer direct entrapment in dedicated key positions.

Your master keys are locked in place concealing their profile and providing absolute protection from tampering.

Bid Term: 10/24/17 - 10/23/18; Extended to 10/23/19 NJ State Approved Co-op #65MCECCPS

Interchangeable Cores

To achieve direct entrapment, your interchangeable cores may be installed within our position housings.

This allows for a custom placement of locks and convenient rekeying should the need arise.



Interchangeable core housing options are available for Small Format, Large Format and Mogul style keyways.

Custom Cylinder Mounting

Key Systems, Inc. provides flexible engineering options to house your locks regardless of shape or size.



Bid #ESCNJ 17/18-24

KSI Keys

You may optionally select our proprietary KSI lock to serve as your position keys. The dual sided dimple design allows for KSI Keys to be inserted upside down or right side up. Retainment by most locks including small and large format IC is also available. Lock spacing is available to accommodate large assets and key rings.



Tamper-Proof Key Rings®

Achieve greater flexibility within your SAM™ allowing multiple keys to be secured using a single key position. Our key rings are serialized and made from durable stainless steel.

Tamper-Proof Key Rings® may also be used with our non-electronic products.

Expansion Cabinets/Lockers

Increase the capacity of a single controller with add-on cabinets and lockers. These additional units are monitored by the control unit and grant authorization from a single point of entry.



Secure & Accurate Identification



PIN



Hand Readers



Proximity



Card Swipe



Scale



Key Systems, Inc. now offers a self contained finger print reader that stores biometric profile data directly in our GFMS™ database. PIN and finger print verification provide dual security at the time of authorization. Users may enroll from a desktop workstation or directly at any biometrically enabled device within the GFMS™ network. Existing SAM™ customers may easily upgrade to Integrated Biometrics.

Door Options

The SAM™ comes standard with a 16-gauge powder coated steel door.

Also Available:



Lexan Doors

Provide fast and easy visual audit of assets.

Extended Doors

Accommodate large assets by increasing capacity.

Manual Override

Door and Key Panel keys provide a manual override for emergency situations.

Fail Secure Latch

Our door latch remains locked in the event of a total power failure.

Global Facilities Management System

GFMS™ combines sophisticated and adaptable, web enabled, PC-based software with no client installs. Dynamic integration and custom application are cornerstones of our philosophy towards system management.

Key Systems, Inc. will help you formulate an asset management strategy specific to your facility's requirements, regardless of size, scope and pre-existing technology.

System Requirements

- Microsoft® XP Pro / Server 2000 / Server 2003 / Server2008 / Vista / Vista Business / Vista Ultimate / Windows7
- 2 GB hard disk space for initial install
**Database consumption will increase with time and system size*
- Network connection

Mail:
P.O. Box G
Fishers, NY 14453
Phone 800 838-3553

Ship:
7635 Glacier Hill
Victor, NY 14564
www.keysystems.com

16 Key Positions	32 Key Positions	64 Key Positions	96 Key Positions
---------------------	---------------------	---------------------	---------------------

Bid # ESCN 17/18-24

Medeco T21 Key Management System

The Medeco T21 is a sophisticated stand-alone key management system which combines innovative RFID technology and robust design to provide small to medium sized businesses with the advanced management of 21 keys or keysets in a plug and play solution.



Operation:

- Stand-alone Plug & Play solution with advanced RFID technology
- Touchscreen interface
- PIN access to designated keys or keysets which are individually locked in place
- Keys are securely attached using special security seals
- Simple to configure through the setup wizard
- No requirement for network connection or PC
- Concealed robust fixing points allow secure wall fixing
- Mains operated with optional battery backup
- 1,000 users per system
- System can save 250,000 audit events

Technical Information:

- User, key and access rights administration
- Multilingual functionality
- Screen based audit trail and reporting capability or export via USB port
- 21 robust, long-live iFobs with security seals
- 21 locking receptors with LEDs
- Robust and compact steel housing eliminates exposed hinges and obvious access points
- Manual override and door release functions in case of emergency
- Audible alarms

Warranty:

Medeco security locks warrants the T21 to be free of defects in material and/or workmanship for a period of one (1) year from date of original purchase.

iFob

Once attached to an iFob with a robust security seal, individual keys or keysets are assigned to a specific user.



Security Seal

The secure one-time security seal is cost-effective and simple to apply without the need for specific tools.

T21 Key Management System

Description	Part Number
Medeco T21 Key Management System, comes with 21 ifobs and security seals.	EA-100117
Security Seals	EA-100148
iFob	EA-100149
Battery	EA-100154

Distributed By



Bid Term: 10/24/17 - 10/23/18; Extended to 10/23/19 Approved Co-op #35MCESSCPS

www.oaksecurity.com

medeco
ASSA ABLOY

ASSA ABLOY the global leader
in door opening solutions

Medeco T21

Electronic Key Management – Made Simple

- Are your keys securely stored?
- Do you monitor who has access to keys?
- Are keys issued without proper authorizations?
- Are you concerned with keys being shared or lost?
- Would you like to reduce the risk of lost keys?
- Are you concerned with keys leaving your facility?

Make Sure the
RIGHT KEYS are
Available to the
RIGHT PEOPLE
at the **RIGHT TIME!**

For Whatever
Business You're In!

University & College

- Fleet Vehicles
- Department Keys
- Maintenance Keys
- Housekeeping
- Storage and Equipment Access



Municipality

- Remote Facilities
- Community Centers
- Public Safety Buildings
- Storage and Equipment Access
- Department Keys



Healthcare

- Nurses' Stations
- Pharmacy Areas
- Human Resources
- Storage and Equipment Access
- Maintenance Keys
- Remote or Outpatient Location Keys
- Temporary Key Issuance



Property Management

- Contractor Keys
- Temporary Key Issuance
- Maintenance and Custodial Keys
- Overall Facility Key Control



K-12

- Athletic Facility Keys
- Custodial and Maintenance Keys
- Visitor or Temporary Key Issuance
- Community Event Access
- Fleet Vehicles



Retail

- Administrative Keys
- Management Keys
- Showcase/Display Cabinet
- Merchandise Storage
- Inventory Storage
- Storage and Equipment Access



Distributed By



Bid Term: 10/24/17 - 10/23/18; Extended to 10/23/19; Approved Go-op #65MCECCPS

www.oaksecurity.com

medeco
ASSA ABLOY

ASSA ABLOY, the global leader
in door opening solutions

Bid #ESCNJ17/18-24

SimpleK[®], leading-edge Master Keying, Key & Facility Management Software



- Easily manage master key systems, keys, key rings, key holders, buildings, floors, doors, requests, work orders, floor plans (add-on modules: items, assets, rooms, public safety incident and daily reports);
- Provide total key control showing outstanding keys, overdue keys and rings (with automatic notifications), key symbols, bittings, keyways, etc.;
- Capability to include all your systems (multiple key manufacturers supported) and buildings in ONE database (using professional SQL databases);
- User-friendly and comprehensive interface with Tree View to explore data;
- Have true “know before you go” detail of every piece of hardware on a door, include the complete door hardware schedule and maintenance log;
- Create requests for maintenance or service and track maintenance history on any door;
- Floor plans with icons showing the location of every door, linking to complete door hardware information, associated keys and list of key holders. Easily locate any door (direct link from door records and datagrid to diagram);
- Automatic configurable key numbering (by key or general for sequence numbers);
- Core pinning calculator (for many system types);
- Master Key System Generator;
- Easily import master key systems, key distribution lists, buildings, doors and people with customizable MS Excel import templates;
- Connection with key cutting machines;
- Link photographs, signatures and documents of individuals holding keys, doors, buildings, door hardware, etc.;
- Network, multi-users with highly detailed access security configuration by users and groups (permissions by systems, tables, fields, functions, etc.);
- Manage deposits, fees & refunds;
- Manage and improve your key control workflow and processes;
- Use of devices like signature capture, barcode and RFID readers for efficient and paperless processes;
- Use SyncSimpleK to synchronize with your human resources or access control database (Compatible with Active Directory);
- Many configurable reports with printing and MS Excel export tools;
- Flexible, customizable and many configuration options (adapt text labels to your terminology, customize the forms and templates, define your color labels, etc.);
- Add-on modules are available to extend the software possibilities according to your needs (Web Interface, Item Tracking & Room Management);
- Developed by Prosystech inc., a company of professionals in software engineering, serving important business for 25 years;
- Technical support 24/7 (email, phone or web meeting);
- And much, much more!

SimpleK is a Unique, Fully Integrated Solution

SimpleK offers a scalable, flexible and fully integrated key management solution that can be used from basic stand alone to thousands of users. No other software on the market today offers such an advanced and complete solution.

SimpleK combines all software tools needed by locksmiths, facility managers, customer service, human resources, department managers, security officers and any other people involved in the key control processes.

Information Management



SimpleK relies on a strong relational database to manage all the information about: master key systems, keys, key duplicates, key rings, key holders, buildings, doors, rooms, door hardware, etc. All this information can then be shared across multiple users with permission restrictions. The database can also be interfaced with other databases or systems.

Advanced Locksmithing Functions



SimpleK provides locksmiths with advanced functions to create master key systems, manage future expansion, do core pinning calculations, verify ghost keys, easily register core changes, etc. Thus, Locksmiths do not need to use multiple different software and try combining or synchronizing all their data; everything is done within SimpleK.

Processes & Workflow



To ensure data accuracy and reliability, SimpleK improves efficiency in all key management processes such as key requests, key issuances, deposits, key returns, refunds, core changes, door maintenance, investigations, etc. SimpleK is flexible and offers many configuration options to really fit with your field activities: it eliminates hassles and facilitates the workflow.

Web Interface



To easily share access to multiple users over your Intranet, SimpleK is the only advanced key management solution offering a Web Interface. Users connect with a web browser (i.e. they do not need the thick application installed on their workstation). They have restricted access according to their privileges, such as key requests, personal inventories, key management, etc. The credential is compatible with Active Directory.

Standard & Professional Editions

Designed for buildings to large complex facilities, SimpleK offers many types of solutions, in accordance with your particular needs and is offered in two editions:, Standard and Professional.

SimpleK Editions	Standard	Professional
Database Type	File / SQL	File / SQL
Number of Users (included with primary license)	3	3
Additional Users License	-	Optional
Max. Number of Records ¹	Unlimited	Unlimited
Reports, History & Forms	√	√
Security (Users & Groups)	√	√
Linked Documents (Pictures, pdf, xls, doc, etc.)	√	√
Import Templates	√	√
Diagrams (Maps & Floor Plans)	√	√
Door Hardware	√	√
Advanced Locksmith Functions (Core Pinning Calculator, Master Key Generator, Core Change Wizard, etc.)	√	√
Authorized Holders with Schedules for Key Rings	-	√
Deposits, Refunds & Fees	-	√
Key Requests (management of key requests)	-	√
Work Orders & Purchase Orders	-	√
Wizards Std. (Door Creation, Key Issuance, Key Ring Issuance, Core Change and Key Return)	√	√
Wizards Pro. (General Issuance, Key Delivery, Filter / Sort Datagrids)	-	√
Order Receipt (import data from your key provider)	-	√
Compatibility to Signature Capture Devices	√	√
Compatibility to RFID & Bar Code Technologies	-	√
Compatibility to ITL Key Cutting Machines	√	√
Compatibility to Add-On Modules	-	√
SyncSimpleK (Data Interface Service)	-	√
SimpleK Mobile App	-	√

¹ The maximum number of records is not limited by SimpleK but depends on the maximum database size, according to the database type used (File, MS SQL or My SQL).

Add-On Modules

Benefit from a fully integrated, powerful and yet affordable solution! For more advanced features related to Key Control, Physical Security or Facility Management, we offer three add-on modules that can be added to the Professional Edition:

Item Tracking

Manage issuance of items like uniforms, phones, laptop computers, walky-talkies, vehicles, etc. Define your items (assets) by services, categories and models. Each service can be managed separately (assigning security permission levels). Be notified of overdue items. Moreover, all items issued to one person can be seen in a single report with keys and key rings. Is compatible with the Web Interface Module.



Web Interface

Grant limited access to some specific tasks related to SimpleK, over your Intranet (locally hosted), by using only a web browser. For example, department managers may need to fill a form to submit key requests or verify status of existing requests. Another example, people from human resources may need to validate that a terminating employee has returned all his keys.



Space & Rooms

Manage your rooms and space information (perimeter, volume, capacity, etc). Set room doors, occupants and equipments (assets). Instantly know who has access, if there are empty spaces, plan your space needs, run reports, etc. You can also quickly evaluate different measures about the rooms such as cleaning surface and the volume of ventilated air. Lower your occupancy cost with efficient space usage per square foot and increase your organization's profitability.

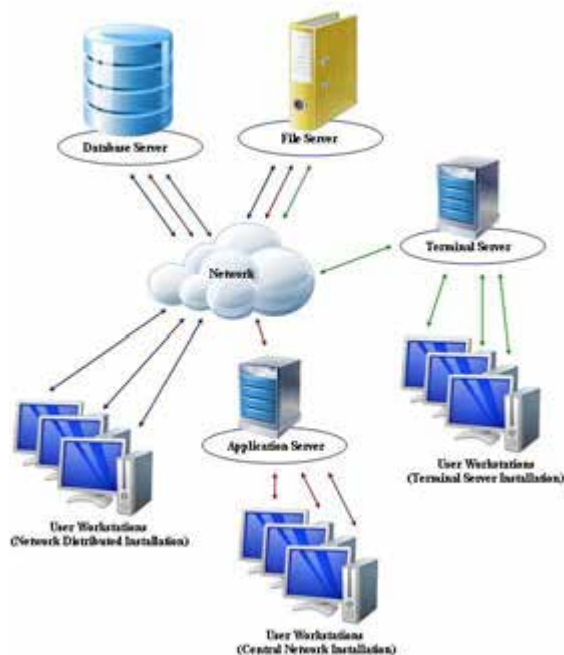


Flexible configuration options

For more efficiency and reliability, SimpleK offers different configuration patterns of distributed architecture.

The three main elements of SimpleK's configuration are: application (executable, DLL, log, etc), database (file type or SQL server) and linked documents (floor maps, pictures, signed forms, etc).

The configuration options consist of various alternatives depending where these three elements are located: Central Network, Network Distributed and Terminal Server installations.



Synchronize with your people database

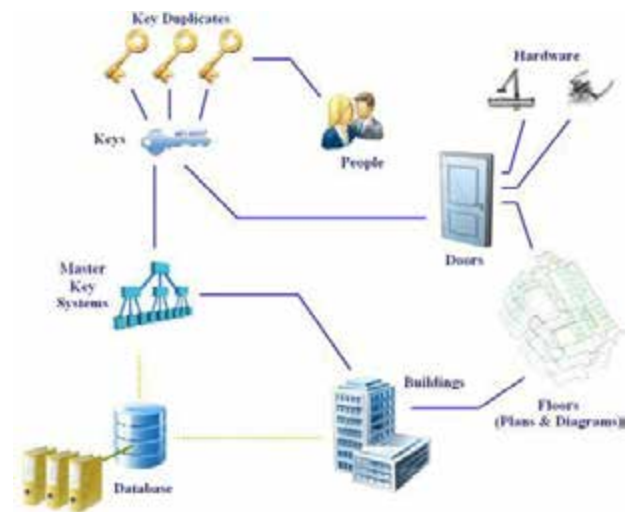
With SyncSimpleK (SimpleK Data Synchronization Service, included with the Professional Edition) you can synchronize People information from a source database of any kind, like Human Resources database, with your SimpleK database (MS SQL format); for example, the employee list from human resources.



Also compatible with Active Directory!

Strong & Reliable Database

To fully integrate all the information in a well organized and optimal manner, SimpleK relies on a strong relational database, here is summary diagram:



Different database formats are available:

File Database :

- Designed for small databases and few users;
- Encrypted data;
- Not compatible with Add-on Modules;

MS SQL Database :

- Intended for larger databases with many users;
- Efficient network communication;
- Can use Windows Group to configure Access rights;
- Complete Management Tools;

MySQL Database :

- Intended for larger databases with many users;
- Can be installed on a many Operating Systems;

Licensing

SimpleK's licensing is concurrent use: licenses are based on the number of simultaneous users accessing the program. For example, in a three-user concurrent use license, when three users are logged on to the program, the fourth user is prohibited. When any one of the first three logs off, the next person can log on. This also means that the software can be installed on more computers than the number of licenses.

Paperless processes

SimpleK helps improve your key control processes in many ways with integrated forms, wizards, and by removing paper from signing documents (e.g: key issuance agreement). SimpleK is compatible with Topaz Systems electronic signature capture products, allowing electronics handwritten signatures to be bound directly to digital documents. It will generate detailed, time-stamped document history of the entire approval process.



Save time and money by replacing paper processes with electronic signature and document solutions!

Data importing tools

Migrating to a new management system always brings many concerns; a major one is: “Will we be able to collect our existing data and transfer it to the new system?” SimpleK offers many tools to do it easily, you can create your own customized MS Excel import template like Key List, People List, Duplicate Distribution List and Door Survey by selecting the fields you need. Prosystemtech inc. can also program a tailored import function to transfer directly from your existing database.



Import Tools

Easily migrate your existing data!

“A diagram is worth a thousand words”

What’s better than a floor plan to quickly locate the specific door you were talking about! Well, an electronic diagram tool with search engine could even do it better.

SimpleK allows you to import maps and floors plans (converted dwg to jpg, bmp or gif) and add door icons to dynamically link it to your database. This way you can navigate quickly from your door datagrid to floor plan, click and access your complete door information with associated keys, hardware, core pinning, core change wizard, “Who has access”, etc.



Locate the appropriate door in one single click!

RFID and Bar Code Technologies

Streamline your issuance and return processes using RFID or Bar Code tags and readers. Use the tags (labels, inlays, etc) to identify Key Rings and Items (to configure, you can easily scan them and select the associated SimpleK records). Use ID cards to identify your people (is compatible with many access control systems’ card types).



System Requirements

User Workstation Minimum Requirements

Operating system	Windows Server 2003 or later, Windows XP Pro, Windows Vista, Windows 7
Processor	2.0 GHz or faster 32-bit (x86) or 64-bit (x64)
RAM	1 GB RAM (32-bit) or 2 GB RAM (64-bit)
Hard drive	200 Mb of available hard-disk space
Display	VGA display with 1024x768 resolution or higher

Database Server Compatibility

Microsoft SQL Server	MS SQL Server 2003 or 2008 (32 or 64 bit, R2, Express)
MySQL	MySQL version 5.1 on Windows

Web Server Compatibility (for the Web Interface Module)

Microsoft Internet Information Services (IIS)	IIS v5.0 or later
Additional components	ASP.NET AJAX (Microsoft)

File Server Recommended Requirements

Hard drive	(May vary greatly according to the facility size, number and type of shared documents, key issuance process, etc.) Minimum: 200 MB of available hard-disk space; Recommended: 1 GB of available hard-disk space.
Additional components	Backup utility software.